



Motion Solutions

AC Induction • Permanent Magnet DC • Brushless DC


Gearmotors | Motors | Controls



BODINE[®]
ELECTRIC
COMPANY

bodine-electric.com

Your Partner for Engineered Solutions and Optimized Delivery Programs



3D Modeling and Prototyping



Flexible Cellular Manufacturing



Comprehensive Quality Control Systems

Our Vision:

"To be the essential choice that drives our customer's success."



Kanban Delivery Programs

Design Collaboration

With a team of mechanical and electrical engineers that is exclusively focused on the design of small motors, gearmotors, and controls, Bodine brings you innovative drive solutions for a wide range of applications. Our engineers are ready to become an extended member of your design team. We pride ourselves in providing unparalleled support to our customers.

Flexible Delivery

Bodine Electric offers flexible manufacturing and delivery programs that will exceed your expectations. We offer supply chain programs such as Kanban, Safety-Stock, and short lead-time that ensure quick deliveries, reduced lead-times, and allow you to minimize freight costs and inventory.

Rigorous attention to detail, a comprehensive quality control system, expert application and design support, and flexible delivery programs set Bodine apart from the competition.

Bodine's state-of-the-art manufacturing facility in Peosta, Iowa USA

Component manufacturing and final assembly



Engineered Solutions

We can simplify your design and help you to meet challenging application requirements. Our engineering team can modify a standard product or design a new one to meet your needs. From custom cables, connectors, and special motor shafts, to unique gearhead and mounting designs, almost every component of a Bodine gearmotor, motor or control can be modified. We also offer an extensive array of pre-designed options, including holding brakes and feedback devices.




Special Mounting Features



Custom Gearhead



Speed Control with Custom Interface



Optional Encoder



Special Driveshaft



Download CAD files from our standard products library www.bodine-electric.com

Customizable Options

Gearhead	Mounting	Winding	Add-on Options
Custom gear ratios	Flange	Low voltage(12 V)	Polyphase
High temp lubricants	Foot	Intermittent duty	Synchronous
Custom shafts	Face	50-60 Hz	Multi-speed
	Metric	Thermal overload protectors	2,4, 6, and 8 Poles
			High Voltage (560V)
			Encoders
			Brakes
			Cooling fans

A Wide Range of Applications

When performance, reliability, and competitive prices are critical, manufacturers turn to Bodine Electric Company. For over 115 years our design and application engineers have developed motion solutions that cover the entire spectrum of OEM applications.



Factory Automation



Laboratory and Testing



Low Voltage Applications



Medical / Healthcare

Bodine products drive many of the leading brands of factory automation equipment across North America. Bodine AC inverter-duty, brushless DC, or permanent magnet DC variable speed gearmotors offer a lower cost alternative to expensive servomotor systems.

- Conveyor and transfer systems
- Warehouse automation systems
- Automated guided vehicles

Bodine has decades of experience providing gearmotors, motors and speed controls for laboratory equipment. We offer low-cost permanent magnet DC drive solutions, as well as high-performance brushless DC systems for demanding continuous duty applications.

- Metering pumps
- Stirrers, rotators, and mixers
- Lens grinders
- Material sample polishing

Bodine engineers have helped customers optimize low-voltage solutions for many applications where energy efficiency and long-life are key requirements.

- Solar power generators
- Battery-driven gates
- Pollution control devices
- Off-grid pumping stations

Predictable performance, long life and reliability are prerequisites for medical applications, where anything less than perfect performance is unacceptable. Bodine gearmotors, motors, and controls drive many medical applications.

- Blood and dialysis pumps
- Mobility devices
- Stair lifts
- MRI/CT scanners
- Mammography machines.

Electronic Products Design/Manufacturing Expertise

Our electronic design experience allows us to provide you with a complete motion control solution. Our electrical engineers will work with your design team to develop a unique control solution that meets your application requirements.


Bodine motion controls are precisely engineered to give you maximum performance from our motors and gearmotors. We design and manufacture a complete line of permanent magnet DC and brushless DC motor speed controls (24V and 130V). We also offer 3-phase AC controls. Bodine's INTEGRAmotor™ combines a motion control, a brushless DC motor, an encoder and a gearhead in one compact package.



Extensive Standard Products Offering

If a custom engineered solution is not a viable option, we offer over 1,400 standard products, ranging from 1/200 to 3/4 HP (4-560 Watts). Our standard product line includes AC fixed speed and variable speed products as well as an extensive selection of permanent magnet DC, and brushless DC gearmotors, motors and controls.

We offer right angle, parallel shaft, and hollow shaft gearmotors, with torque ratings from 6 to 1000 lb-in. (0.7 - 113 Nm).



For distributor locations,
2D/3D CAD drawings, visit
www.bodine-electric.com.

Innovative Product Solutions



Low-Voltage BLDC Gearmotors for Hazardous Locations

Low-voltage and brushless DC gearmotors are ideal for portable or remote applications without access to an AC line. These Class I, Division 2 gearmotors meet NEC standards for use where flammable gases or vapors may be spilled or leak into the operating area.



Hollow Shaft Gearmotors

Hollow shaft gearmotors eliminate the need for shaft couplings, sprocket or pulley drive systems. Typical applications include conveyor systems, packaging, medical equipment and industrial automation.



Variable Speed AC Inverter Duty Gearmotors

Get maintenance-free performance with our inverter duty, three-phase gearmotors. 1/25-3/4HP, with gear ratios from 5:1 to 3600:1, and rated torque up to 1000 lb-in (113 Nm). Dual voltage (230/460 VAC) stock models are available.



bodine-electric.com

201 Northfield Road
Northfield, IL 60093
U.S.A.
Tel: 773.478.3515
info@bodine-electric.com

Presented by:

